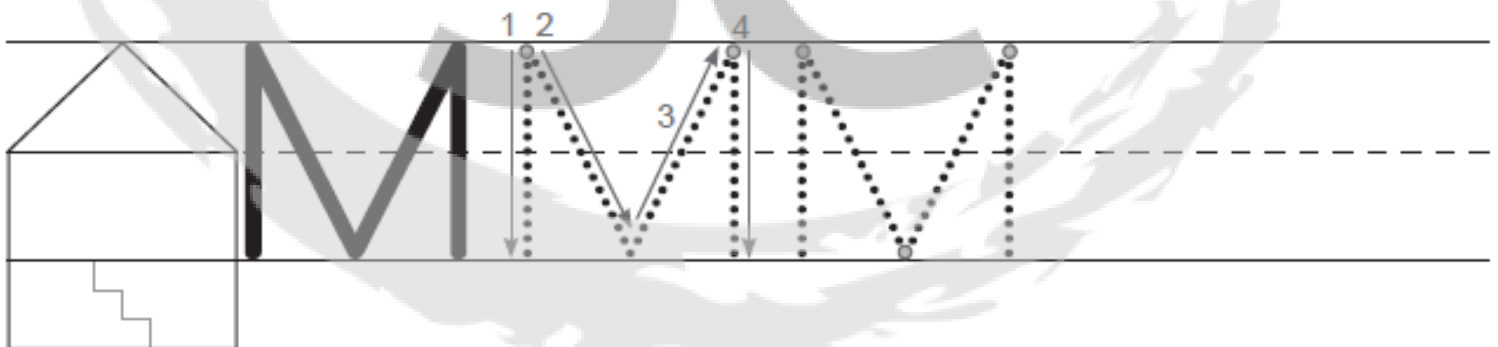
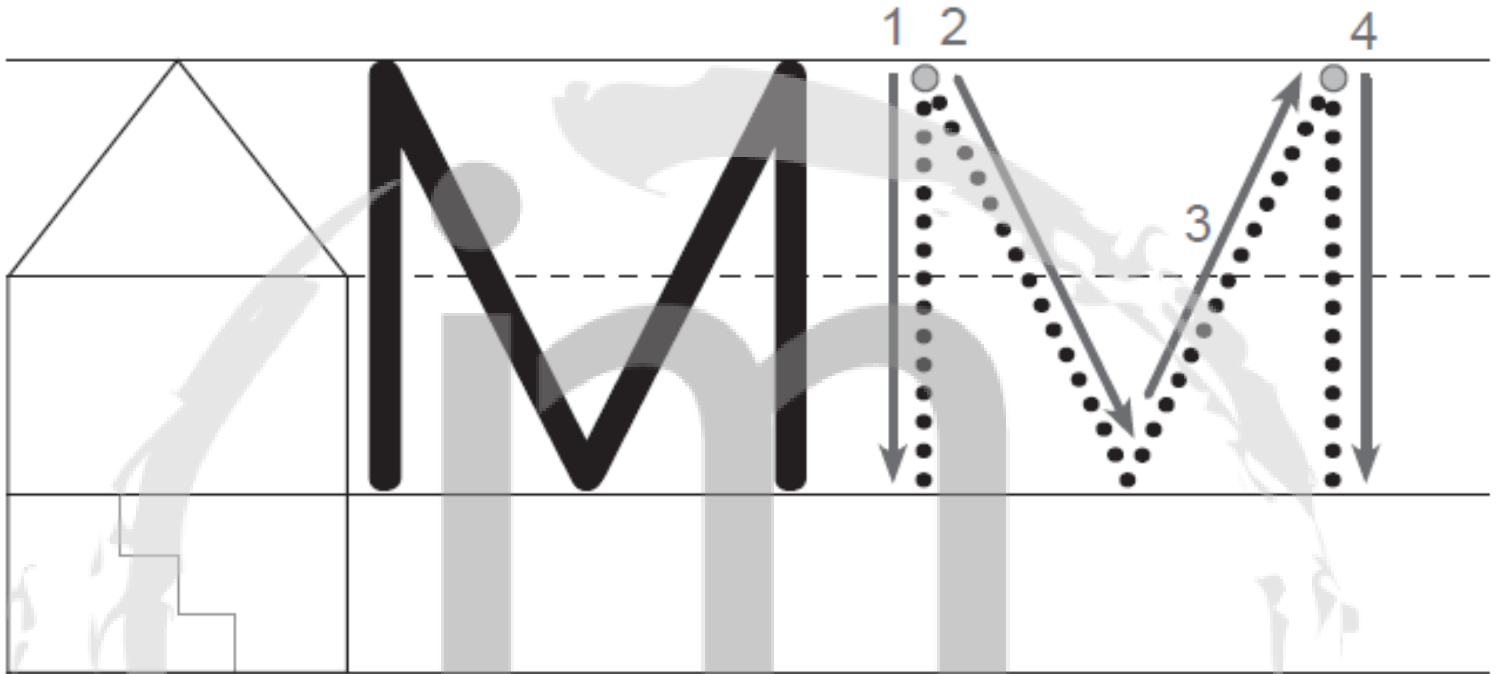


LETTER FORMATION

Name: _____

Date: _____



NAME: _____

DATE: _____

LETTER FORMATION

A large uppercase letter 'N' is shown on a set of three horizontal lines (top, middle dashed, bottom). The letter is filled with a light gray color. Four numbered arrows indicate the stroke order: 1. A vertical line down on the left side. 2. A diagonal line from the top-left to the middle-right. 3. A diagonal line from the top-right to the middle-left. 4. A vertical line down on the right side. Below the letter is a diagram showing the letter's construction from a trapezoid and a rectangle, with a staircase pattern indicating the letter's height.

A large lowercase letter 'n' is shown on a set of three horizontal lines (top, middle dashed, bottom). The letter is filled with a light gray color. Two numbered arrows indicate the stroke order: 1. A vertical line down from the middle dashed line to the bottom line. 2. A curved line starting from the top of the vertical line, arching over to the right, and then curving back down to the bottom line. Below the letter is a diagram showing the letter's construction from a trapezoid and a rectangle, with a staircase pattern indicating the letter's height.

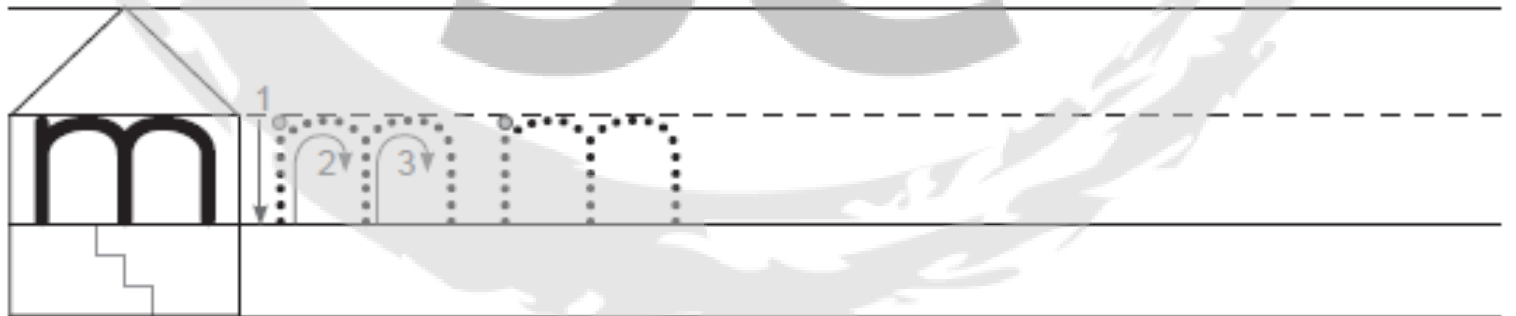
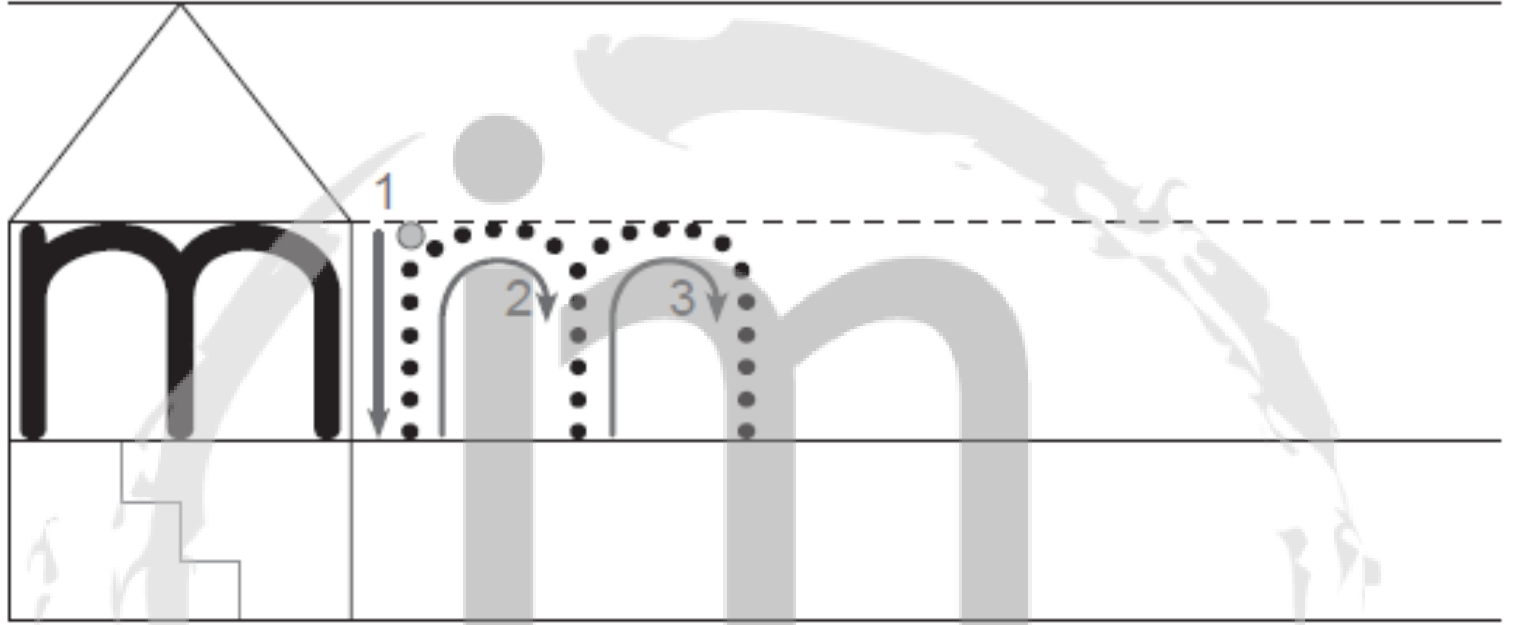
A large uppercase letter 'N' is shown on a set of three horizontal lines (top, middle dashed, bottom). The letter is composed of dotted lines for tracing. Below the letter is a diagram showing the letter's construction from a trapezoid and a rectangle, with a staircase pattern indicating the letter's height.

A large lowercase letter 'n' is shown on a set of three horizontal lines (top, middle dashed, bottom). The letter is composed of dotted lines for tracing. Below the letter is a diagram showing the letter's construction from a trapezoid and a rectangle, with a staircase pattern indicating the letter's height.

LETTER FORMATION

Name: _____

Date: _____



LETTER FORMATION

NAME: _____

DATE: _____

Handwriting practice lines for the letter 'm'. Each row consists of a solid top line, a dashed middle line, and a solid bottom line. The first row shows a solid 'm' with numbered arrows (1, 2, 3) indicating stroke order: 1 is a vertical line down, 2 is the first hump, and 3 is the second hump. The second row shows a dotted 'm' for tracing. The third row shows a solid 'm' with a staircase on its right side for cutting practice. The fourth row shows a solid 'm' with a staircase on its right side for cutting practice. The background features a large, faint watermark of the word 'imise' in a stylized font.