



Freebie Directions

Print and assemble the OG Student Notebook. The notebook includes a CUPS editing checklist, reading strategies, syllable types, syllable division patterns, and a checklist for syllable division steps. Bind or staple the pages together for each student. Instruct students to keep the notebook at their desks or keep several notebooks handy at a small group table. Instruct students to use this as a reference during reading and writing activities.






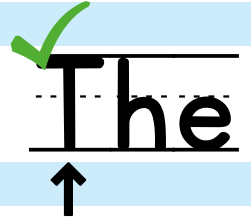
OG⁺ Notebook



CUPS



Capitalization



Understanding



Punctuation . " ? ! ,

Spelling



Reading Strategies

Lefty Larry




↓
left

Start on the left side of the word.




Grapheme Grasshopper



h o p

to each grapheme.

Blendy Wendy



hop

Blend the sounds together and read the word.

Syllable Sam



rab bit

v c c v

Chop the word into syllables.


Chase the Base



re!play!ing

Separate the base word from the prefixes and suffixes.


Lucy Lightbulb



Reread the sentence. Did it make sense?

Syllable Types

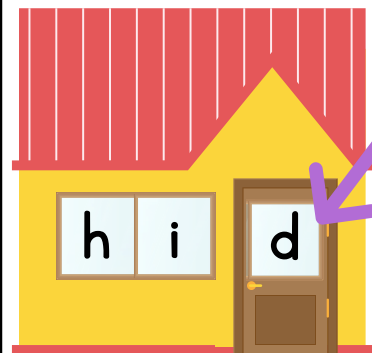
Open



go | be

An open syllable has one vowel that does not have a consonant after it. The vowel makes the long sound.


Closed



go | be | g

A closed syllable has one vowel closed in by a consonant. The vowel makes a short sound.


Magic E



tape | e

Magic E is when an e comes at the end of the word and jumps over one consonant to make the vowel say its name. (a-e, e-e, i-e, o-e, u-e)


Vowel Team



rain

A vowel team is two, three, or four letters that work together to produce a vowel sound. The vowel sound may be long, short, or a diphthong.


Bossy R



tu | r | n cha | r | m
fi | r | m

When the letter r comes after a vowel, it changes the vowel sound.

Consonant -le




ap | ple

The consonant mixed with the /l/ sound creates a schwa vowel sound. The "e" is placed at the end because all syllables must have a vowel.




Syllable Division Patterns

Pattern 1:
VC/CV



c a c t u s
V C C V

Pattern 2:
V/CV



r a v e n
V C V

Pattern 3:
VC/V



c a b i n
V C V

Pattern 4:
V/V



n e o n
V V






Syllable Division Checklist

Syllable Patterns

1. VC/CV
2. V/CV
3. VC/V
4. V/V

Syllable Types

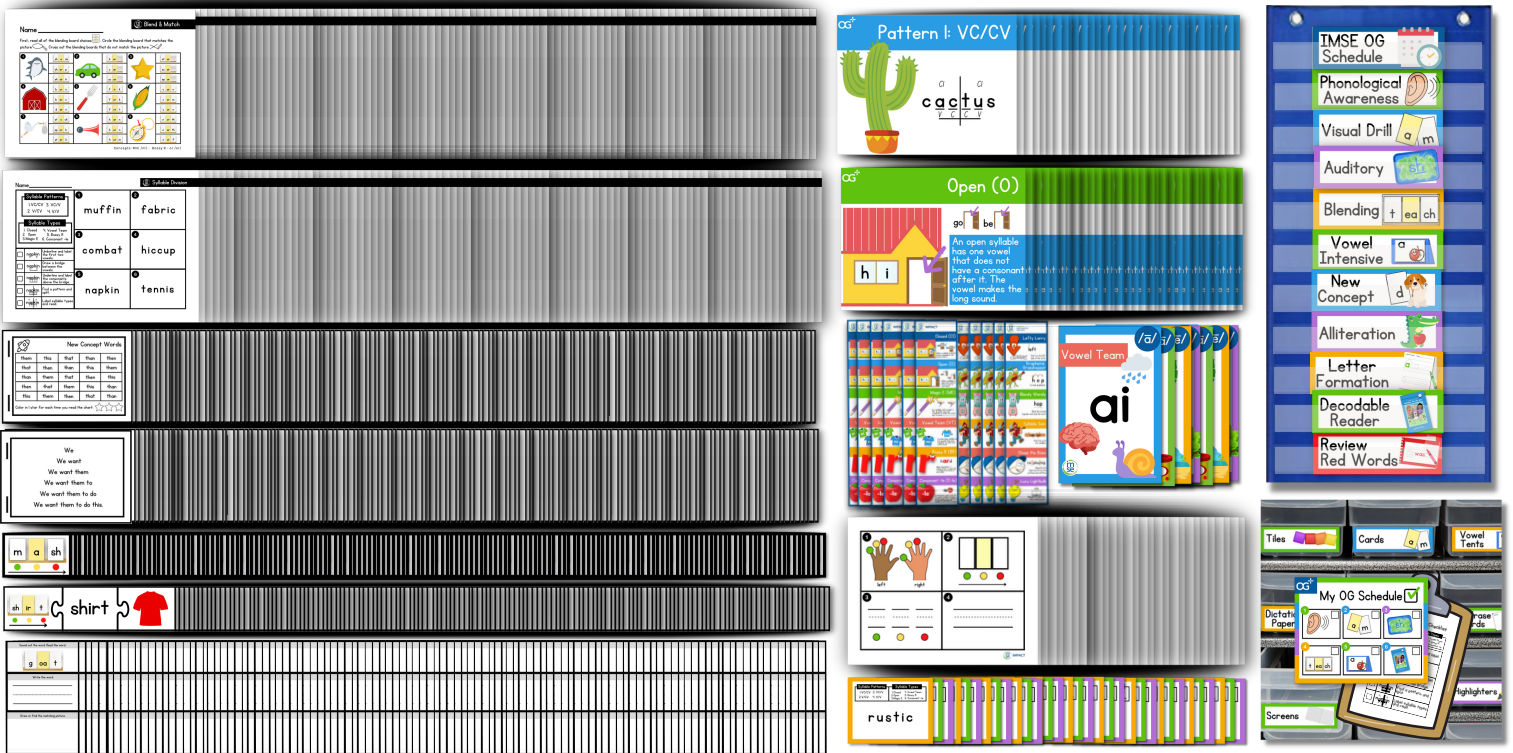
1. Closed
2. Open
3. Magic E
4. Vowel Team
5. Bossy R
6. Consonant -le

<input type="checkbox"/>		Underline and label the vowels.
<input type="checkbox"/>		Draw a bridge between the vowels.
<input type="checkbox"/>		Underline and label the consonants above the bridge.
<input type="checkbox"/>		Find a pattern and split.
<input type="checkbox"/>		Label syllable types and read.



institute for
multi-sensory
education

OG+ Printable Classroom Collection



The set includes these products following the OG+ K-2 Scope and Sequence:

- OG+ Printable Phoneme/Grapheme Picture Activity Set
- OG+ Printable Grapheme Picture Card Set - K-2
- OG+ Printable Classroom Schedule & Materials Card Set
- OG+ Encoding & Decoding Printable Center Activity Set - Kindergarten
- OG+ Decodable Fluency Printable Set - Kindergarten
- OG+ Printable Decoding Cards Activity Set - K-2
- IMSE Printable Reading Strategy Posters and Bookmarks
- OG+ Printable Syllable Division Poster and Bookmark Set
- OG+ Encoding & Decoding Printable Center Activity Set - First Grade
- OG+ Decodable Fluency Printable Set - First Grade
- OG+ Encoding & Decoding Printable Center Activity Set - Second Grade
- OG+ Decodable Fluency Printable Set - Second Grade



[CLICK HERE](#)