

u

c

9


m



c

a


t



p

a

t



p

a

d






p

i


d



k

i

d



The sound is \_\_\_\_.

Choose the correct vowel.

a



e



i




o



u





Student says: /*ö*/ o says /*ö*/

b

# Teacher Directed Brainstorming







b

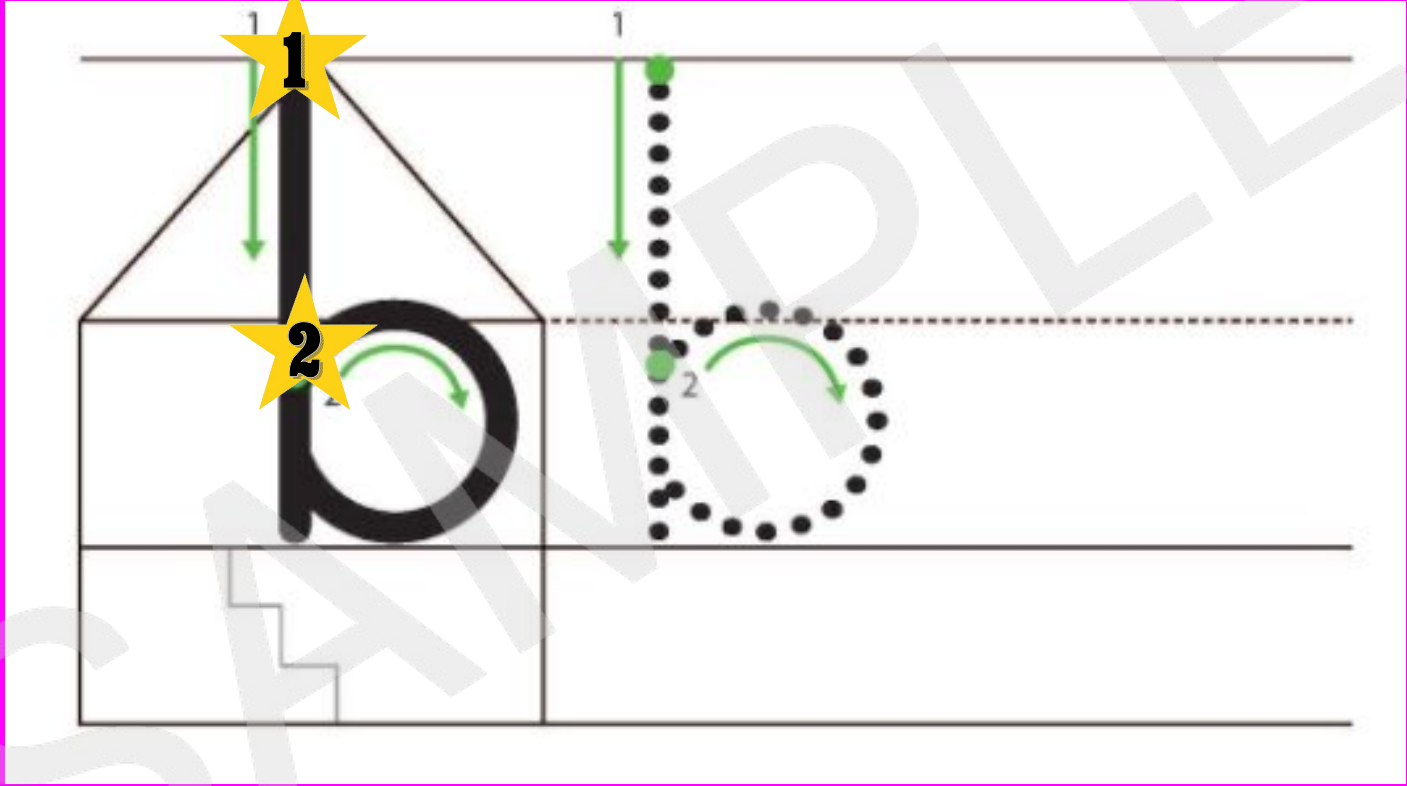


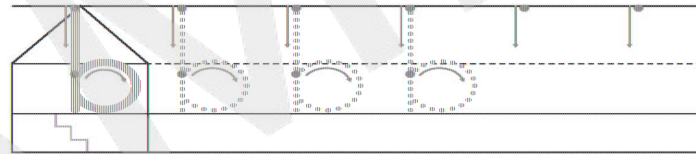
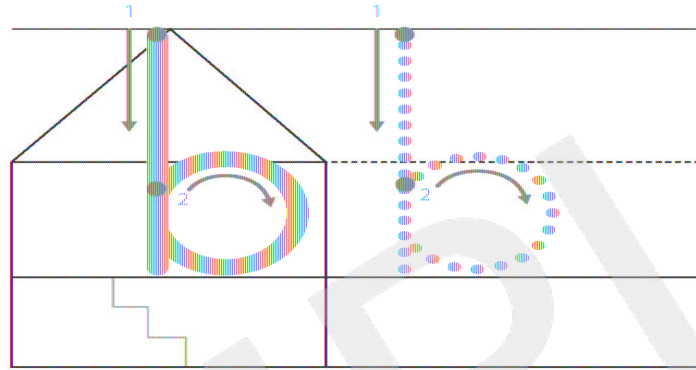
Let's build  
a "b"  
together  
with blue  
balloons!

















# IMSE Decodable Readers



## Bob and the Job Book 8 (b)

An IMSE Decodable Reader

**Word Count:** 114

**Concepts:** c - b

**Red Words to introduce:** *bus, in, put*

**Review Red Words:** *a, and, brown, go, I, is, on, said, see, the, to, with, yes*

**Vocabulary:** *bus, cop*



imse.com

## Bob and the Job


Book 8  
(b)



Written by Susan Clewis  
Illustrated by Laura Gessford



# IMSE Decodable Readers



Bob had a big job.

Bob is a top cop on the job.



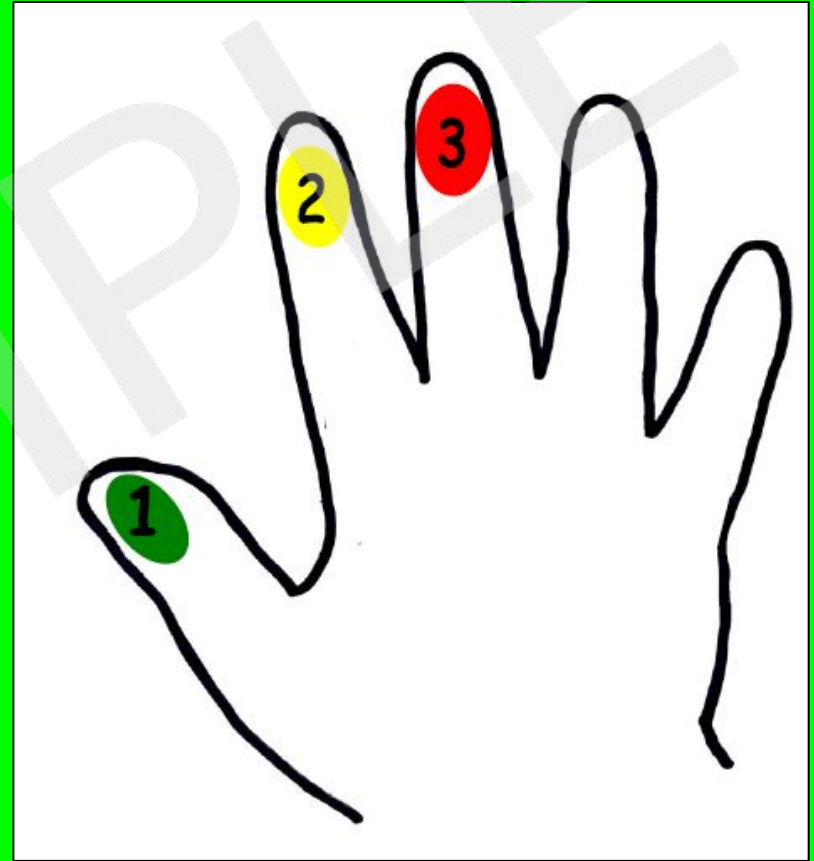
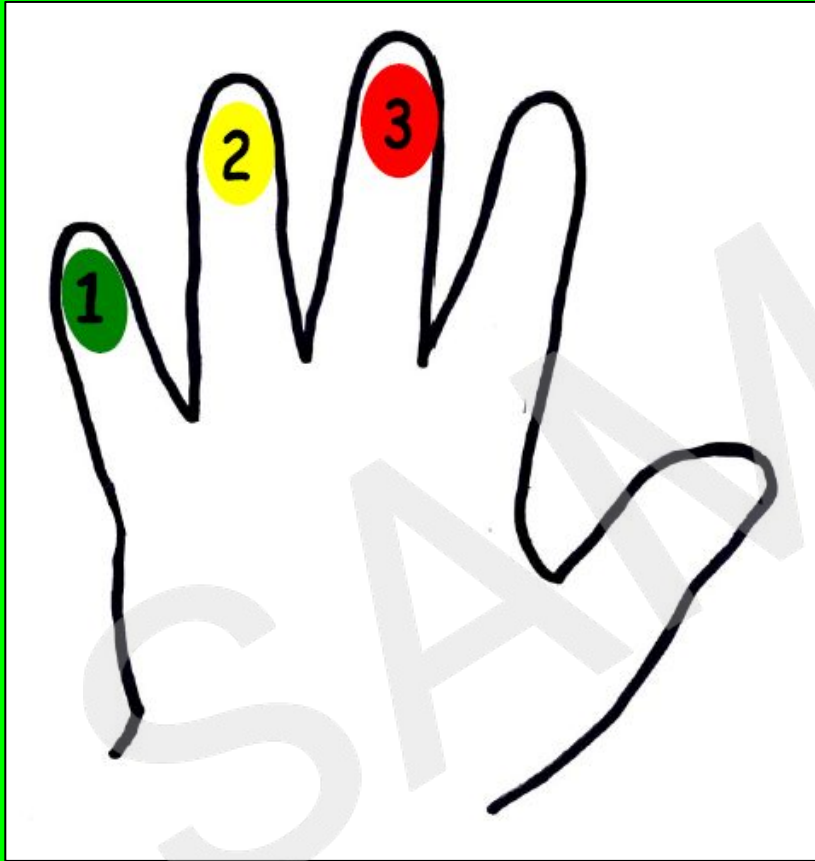
# IMSE Decodable Readers



Bob had to hop on a bus to  
the job.

"I see a bug on the bus," said  
Bob.


# Fingertapping





# Word Dictation

Get ready  
to write!



WORDS	WRITE
1. _____	_____
2. _____	_____
3. _____	3. _____
4. _____	4. _____
5. _____	5. _____

# Listen carefully and write these words.




WORDS	REF
1. _____	1. _____
2. _____	2. _____
3. _____	_____
4. _____	_____
5. _____	5. _____

A yellow pencil with a red eraser and a silver ferrule, positioned diagonally across the bottom right of the form.

# Sentence Dictation

Get ready  
to write!




# Body Check!



SENTENCES

1.	_____
1.	_____
2.	_____
2.	_____



# CUPS

- ☑ Capitalization
- ☑ Understanding
- ☑ Punctuation
- ☑ Spelling



# Listen carefully and write these sentences.

A yellow pencil with a red eraser and a silver ferrule is positioned diagonally, pointing towards the bottom right corner of the writing area. The pencil is resting on a white rectangular box that contains a writing template. The template has the word "SENTENCES" centered at the top. Below it, there are four horizontal lines for writing, each preceded by a number: "1.", "1.", "2.", and "2.".

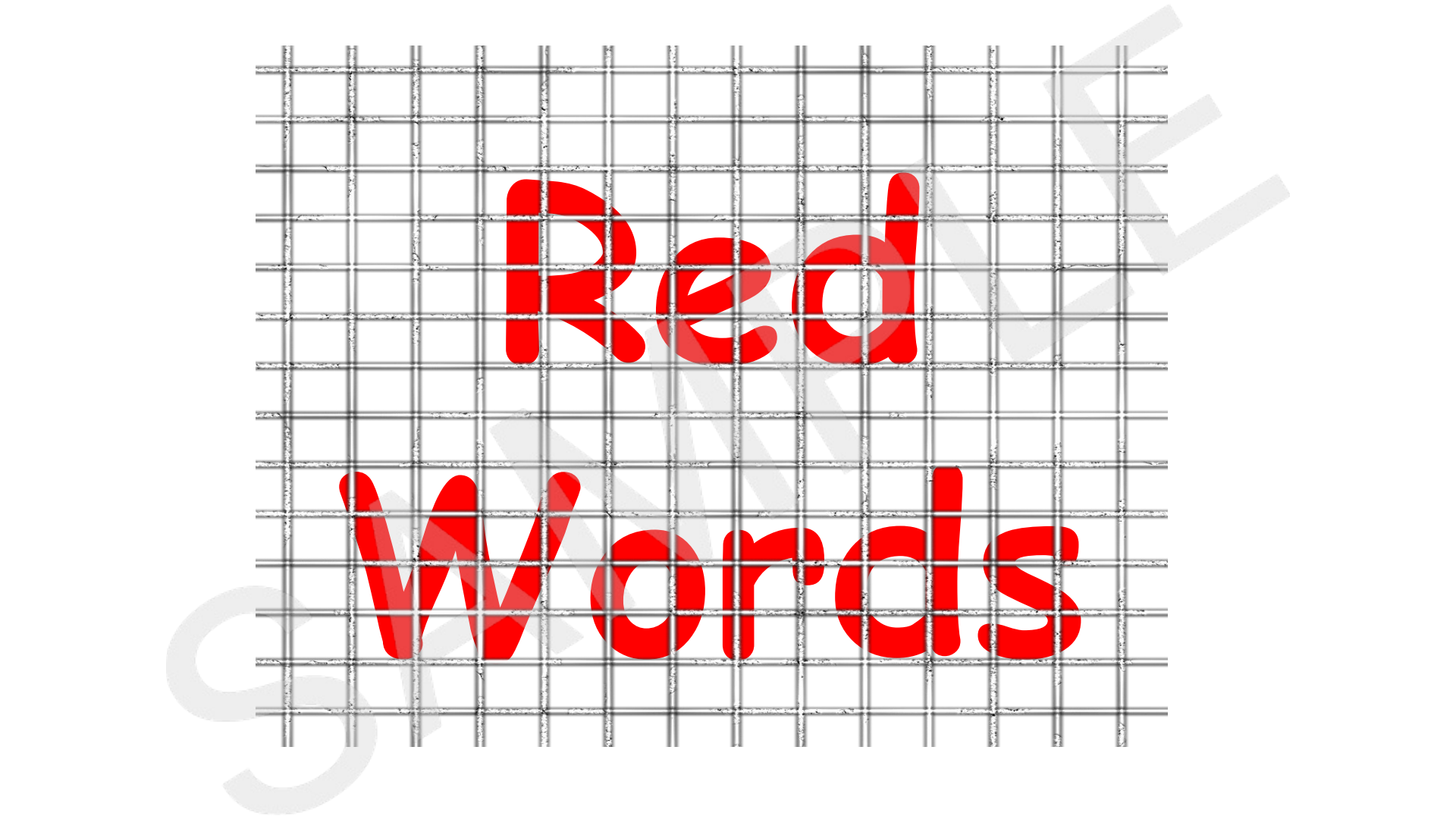
SENTENCES

1. \_\_\_\_\_

1. \_\_\_\_\_

2. \_\_\_\_\_

2. \_\_\_\_\_



Red

Words

Write your  
red word  
here





# Red Word

Write your red word sentence  
here.


- How many sounds do you hear? What are they? How would you expect to spell it? What is irregular?
- What is the meaning of the word?
- Let's look up why it might be spelled that way:  
[www.etymonline.com](http://www.etymonline.com)

---

---

---

---



Handwriting practice lines consisting of four sets of three horizontal lines (top solid, middle dashed, bottom solid).

SENTENCE:

Handwriting practice lines consisting of two sets of three horizontal lines (top solid, middle dashed, bottom solid).